Series FACM31-H-V

Dimensional drawings and footprint

Vertical version (FACM31-V)

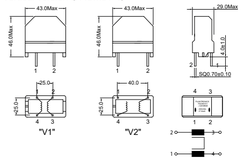

Horizontal version (FACM31-H)

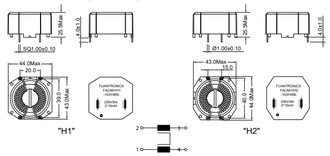

Tolerances to ISO 2768-C unless otherwise noted. Dimensions in mm.

Current derating I_{op}/I_R VS. temperature T

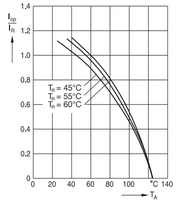

Impedance |Z| VS. frequency f

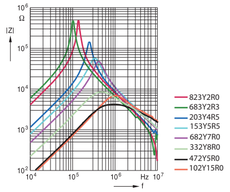

APPLICATIONS

INDUSTRIAL CONTROL
HOME ELECTRONICS
POWER DISTRIBUTION
PHOTOVOLTAIC
LIGHTING

FUAN ELECTRONICS
EML: sales@fuantronics.net | TEL: +86(514)8769-3589 | WEB: www.fuantronics.net

FUANTRONICS

Reliable first, start your power!

	IEC/EN60938-2		UL60939-3 Ed.1 CSA-C22.2-8-2018

FUAN PARTNER

FUAN ELECTRONICS CO.,LTD | www.fuantronics.net | sales@fuantronics.net

Ring Core Chokes for Power Lines

Fuan introduces the standard series of ring filling common mode inductors

FUANTRONICS

Series FACM10-V

L_R	mH	20	10	6.8	4.7	2.7	1.8	1.0	0.68	0.5	0.39	0.33	0.27	0.2
I_R	A	0.3	0.4	0.5	0.7	1	1.3	1.7	2	2.3	2.7	3	3	4
$L_{stray, typ}$	uH	205	110	72	42	30	20	12	8	5.2	4	3.5	3	2
R_{typ}	Ω	1.13	0.66	0.44	0.22	0.13	0.076	0.046	0.031	0.026	0.022	0.018	0.017	0.01
T_R	°C	40	40	40	40	40	40	40	40	40	40	40	40	40
Ordering code	FACM10	203Y 0R3	103Y 0R4	682Y 0R5	472Y 0R7	272Y 1R0	182Y 1R3	102Y 1R7	681Y 2R0	501Y 2R3	391Y 2R7	331Y 3R0	271Y 3R0	201Y 4R0

- Rated voltage 250 VAC
- Rated current 0.3 A to 4 A
- Rated inductance 0.2 mH to 20 mH
- Turns ratio: N1:N2=1:1±2%
- Hi-Pot: Pri-Sec: 500VAC/3mA/1second("E" 3000VAC)
- Test Frequency Response: 10KHz 100mV
- Operating temperature range: -40°C to +125°C
- Inductance tolerance: +50/-30% at 20°C
- All parts meet RoHS compliance

Dimensional drawings and footprint

Vertical version (FACM10-V)

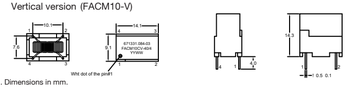

Tolerances to ISO 2768-C unless otherwise noted. Dimensions in mm.

Series FACM12-H-V-VS

L_R	mH	0.2	0.3	0.4	0.6	1	3.3	6.8	10	15	18	27	39	47
I_R	A	6	4	3.6	2.5	2	1.5	1.2	0.7	0.6	0.5	0.5	0.4	0.3
$L_{stray, typ}$	uH	2.5	4	6	8	13	37	80	110	170	250	290	450	500
R_{typ}	Ω	0.015	0.03	0.035	0.06	0.08	0.18	0.28	0.55	0.7	1.1	1.4	2	2.2
T_R	°C	40	50	40	40	40	40	40	60	40	40	70	40	50
Ordering code	FACM12	201Y 6R0	301Y 4R0	401Y 3R6	601Y 2R5	102Y 2R0	332Y 1R5	682Y 1R2	103Y 0R7	153Y 0R6	183Y 0R5	273Y 0R5	393Y 0R4	473Y 0R3
Corresponding		B82721A/J/K												

- Rated voltage 250 VAC
- Rated current 0.3 A to 6 A
- Rated inductance 0.2 mH to 47 mH
- Turns ratio: N1:N2=1:1±2%
- Hi-Pot: Pri-Sec: 1500VAC/5mA/2second("E" 3000VAC)
- Test Frequency Response: 10KHz 100mV
- Operating temperature range: -40°C to +125°C
- Inductance tolerance: +50/-30% at 20°C
- All parts meet RoHS compliance

Dimensional drawings and footprint

Vertical version(FACM12-V1)

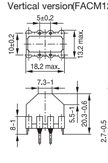

Vertical version(FACM12-V2)

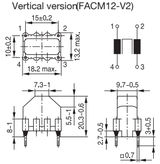

Horizontal version(FACM12-H)

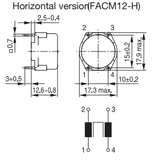

Vertical version(FACM12-VS)

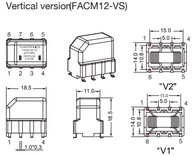

Tolerances to ISO 2768-C unless otherwise noted. Dimensions in mm.

Current derating I_{op}/I_R VS. temperature T

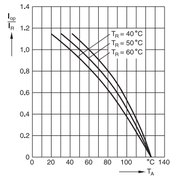

Impedance |Z| VS. frequency f

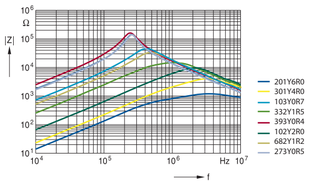

Series FACM16-H-V

L_R	mH	1.2	1.7	2.2	3.2	4	4.2	6.8	10	15	27	39	47	56	68
I_R	A	3	2.5	2	2	2	1.7	1.5	1.3	1	0.8	0.5	0.5	0.5	0.3
$L_{stray, typ}$	uH	17	29	30	35	45	45	90	90	170	270	400	550	600	800
R_{typ}	Ω	0.056	0.08	0.13	0.133	0.14	0.175	0.23	0.24	0.54	0.6	1.12	1.5	2	2.5
T_R	°C	60	60	60	60	60	50	60	60	60	60	60	60	40	60
Ordering code	FACM16	122Y 3R0	172Y 2R5	222Y 2R0	332Y 2R0	402Y 2R0	422Y 1R7	682Y 1R5	103Y 1R3	153Y 1R0	273Y 0R8	393Y 0R5	473Y 0R5	563Y 0R5	683Y 0R3
Corresponding		B82722A/J													

- Rated voltage 250 VAC
- Rated current 0.3 A to 3 A
- Rated inductance 1.2 mH to 68 mH
- Turns ratio: N1:N2=1:1±2%
- Hi-Pot: Pri-Sec: 1500VAC/5mA/2second("E" 3000VAC)
- Test Frequency Response: 10KHz 100mV
- Operating temperature range: -40°C to +125°C
- Inductance tolerance: +50/-30% at 20°C
- All parts meet RoHS compliance

Dimensional drawings and footprint

Vertical version (FACM16-V)

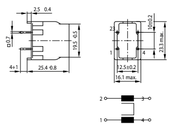

Horizontal version (FACM16-H)

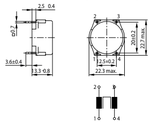

Current derating I_{op}/I_R VS. temperature TImpedance |Z| VS. frequency f

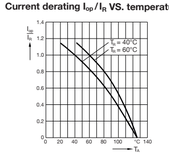

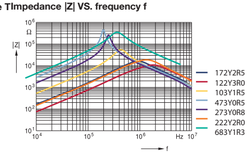

Tolerances to ISO 2768-C unless otherwise noted. Dimensions in mm.

Series FACM22-H-V

L_R	mH	0.45	1	2.7	5.6	10	27	39	47	56
I_R	A	8	6	4	2	1.8	1.4	1	0.6	0.5
$L_{stray, typ}$	uH	5	12	30	70	130	270	430	580	680
R_{typ}	Ω	0.011	0.022	0.06	0.16	0.24	0.44	0.75	1.45	1.8
T_R	°C	60	70	60	60	60	40	40	40	40
Ordering code	FACM22	451Y8R0	102Y6R0	272Y4R0	562Y2R0	103Y1R8	273Y1R4	393Y1R0	473Y0R6	563Y0R5
Corresponding		B82723A/J								

- Rated voltage 250 VAC
- Rated current 0.5 A to 8 A
- Rated inductance 0.45 mH to 56 mH
- Turns ratio: N1:N2=1:1±2%
- Hi-Pot: Pri-Sec: 1500VAC/3mA/1second("E" 3000VAC)
- Test Frequency Response: 10KHz 100mV
- Operating temperature range: -40°C to +125°C
- Inductance tolerance: +50/-30% at 20°C
- All parts meet RoHS compliance

Dimensional drawings and footprint

Vertical version (FACM22-V)

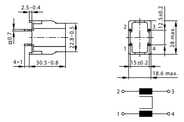

Horizontal version (FACM22-H)

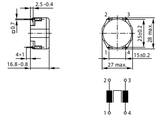

Tolerances to ISO 2768-C unless otherwise noted. Dimensions in mm.

Current derating I_{op}/I_R VS. temperature T

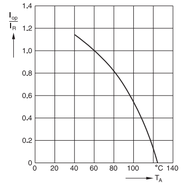

Impedance |Z| VS. frequency f

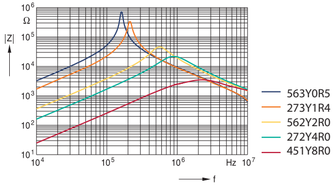

Series FACM25-H-V

L_R	mH	100	82	68	56	47	47	39	33	27	20
I_R	A	0.4	0.6	0.7	0.8	1	1.2	1.5	1.8	2	2.2
$L_{stray, typ}$	uH	1140	520.6	678.5	431.1	350	350	302.7	204.9	167.1	151.7
R_{typ}	Ω	2.5	2.2	1.7	1	0.8	0.6	0.35	0.25	0.18	0.155
T_R	°C	40	50	60	40	50	60	50	50	50	50
Ordering code	FACM25	104Y0R4	823Y0R6	683Y0R7	563Y0R8	473Y1R0	473Y1R2	393Y1R5	333Y1R8	273Y2R0	203Y2R2

L_R	mH	15	12	10	6.8	5.6	4.7	3.3	2	1.5	1
I_R	A	2.5	3	3.3	3.5	4	5	6	7	8	10
$L_{stray, typ}$	uH	115.3	89.8	82.9	75.2	58.9	38.4	25.4	15.06	11.13	7.24
R_{typ}	Ω	0.115	0.085	0.08	0.065	0.05	0.032	0.022	0.016	0.012	0.008
T_R	°C	40	50	50	50	50	40	40	40	40	40
Ordering code	FACM25	153Y2R5	123Y3R0	103Y3R3	682Y3R5	562Y4R0	472Y5R0	332Y6R0	202Y7R0	152Y8R0	102Y10R0

- Rated voltage 250 VAC
- Rated current 0.4 A to 10 A
- Rated inductance 1 mH to 100 mH
- Weight: Approximately 30.0g
- Turns ratio: N1:N2=1:1±2%
- Hi-Pot: Pri-Sec: 1500VAC/3mA/1second("E" 3000VAC)
- Test Frequency Response: 10KHz 100mV
- Operating temperature range: -40°C to +125°C
- Inductance tolerance: +50/-30% at 20°C
- All parts meet RoHS compliance

Dimensional drawings and footprint

Vertical version (FACM25-V)

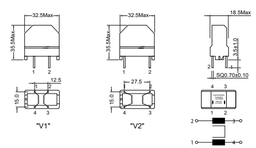

Horizontal version (FACM25-H)

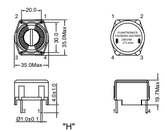

Tolerances to ISO 2768-C unless otherwise noted. Dimensions in mm.

Current derating I_{op}/I_R VS. temperature T

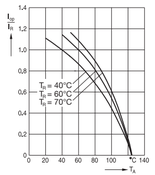

Impedance |Z| VS. frequency f

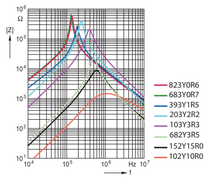

Series FACM31-H-V

L_R	mH	100	82	68	56	47	33	27	20	15	10
I_R	A	1.5	2	2.3	2.5	3	3.5	4	4.5	5.5	6
$L_{stray, typ}$	uH	866.7	566.7	352.1	298.4	279.0	196.7	158.9	116.4	93.5	66.6
R_{typ}	Ω	0.55	0.35	0.27	0.23	0.165	0.12	0.1	0.075	0.05	0.035
T_R	°C	50	60	60	60	60	60	60	50	50	40
Ordering code	FACM31	104Y1R5	823Y2R0	683Y2R3	563Y2R5	473Y3R0	333Y3R5	273Y4R0	203Y4R5	153Y5R5	103Y6R0

L_R	mH	8.2	6.8	5.6	4.7	3.3	2.7	2.5	2	1.5	1
I_R	A	7	7	8	7.5	8	9	10	11	15	15
$L_{stray, typ}$	uH	54.9	58.2	41.9	48.1	34.0	29.9	21.3	23.2	9.78	9.7
R_{typ}	Ω	0.025	0.025	0.02	0.022	0.02	0.016	0.012	0.01	0.008	0.008
T_R	°C	40	50	50	50	40	50	40	40	40	40
Ordering code	FACM31	822Y7R0	682Y7R0	562Y8R0	472Y7R5	332Y8R0	272Y9R0	252Y10R0	202Y11R0	152Y15R0	102Y15R0

- Rated voltage 250 VAC
- Rated current 1.5 A to 15 A
- Rated inductance 1 mH to 100 mH
- Weight: Approximately 70.0g
- Turns ratio: N1:N2=1:1±2%
- Hi-Pot: Pri-Sec: 1500VAC/3mA/1second("E" 3000VAC)
- Test Frequency Response: 10KHz 100mV
- Operating temperature range: -40°C to +125°C
- Inductance tolerance: +50/-30% at 20°C
- All parts meet RoHS compliance